

Arklow Rainbow

General Ship's Particulars


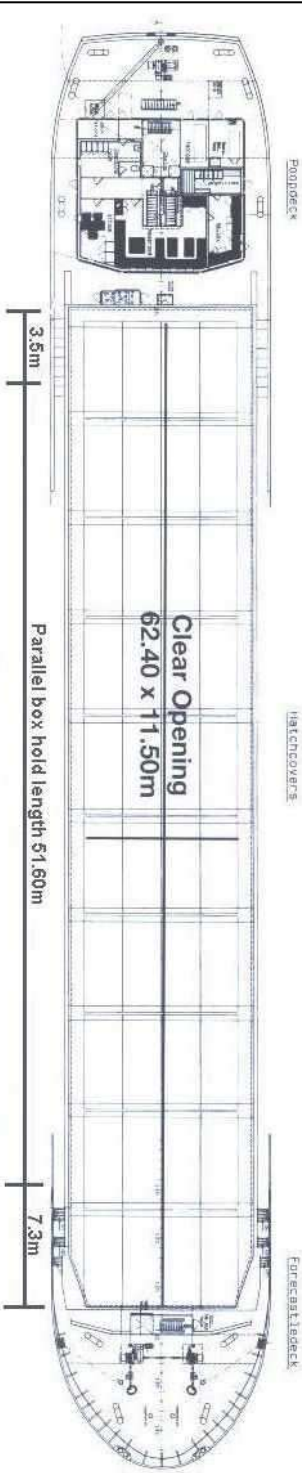
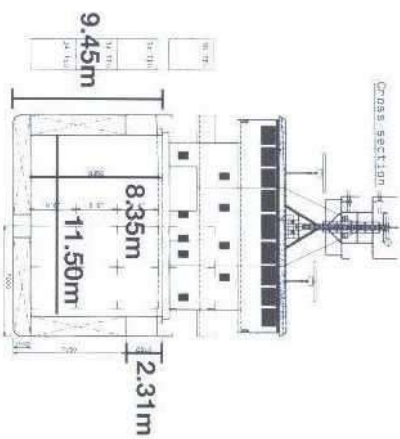



Class Notation				
I + HULL + MACH, General Cargo Ship-Heavy Cargo (105kN/m²) Non homload, unrestricted navigation, + AUT- MON-SHAFT STRENGTHBOTTOM				
Port of Registry	Yard	Year of Build	Class	P&I
ARKLOW	Barkmeijer Stroobos, Holland	2006	BUREAU VERITAS	NORTH OF ENGLAND
Call Sign	IMO Number	Class Number		Official Number
EI-CL	9344497	07978Y		403348
Email	Contact Number	Sat Phone	MMSI	
ARAINBOW@ARKSHIP.IE	+353 87 674 4253	+870 773 242085	250000040	

Length OA	Length BP	Breadth Mid	TPC
89.99m	84.98m	14.00m	11.5
Summer Load Draft	Summer Deadweight	Winter Load Draft	Winter Deadweight
6.1m	4868.0	5.973m	4721.3
GT/NT	Min air draft	Ballast draft	Min coaming ht above waterline
2,999/1,639	20.60m	4.40m	5.1m

Hold Capacity	Grain & Bale (ft ³ /m ³)	Hatch Dimensions	Portable Bulkheads
Incl Bulkheads	207391/5873	62.4m x 11.5m x 8.35m	2 may be placed in 9 positions for cargo separation
Bulkheads stowed midship	206541/5849		
Hatches	Roden Staal Pontoon System	Max hatch top/tank top loading	1.5t-m²/15mt-m²

Other			
Co2 Fire Suppression in Cargo Holds	ER Bulkhead A60 insulated	ER fitted with CO ₂ and flexi fog	Electric Bowthruster 250kW



Length with bulkheads stowed fwd 54.40m
 Length with bulkheads stowed aft 57.50m
 Length with 1 bulkhead stowed fwd and aft 50.50m